



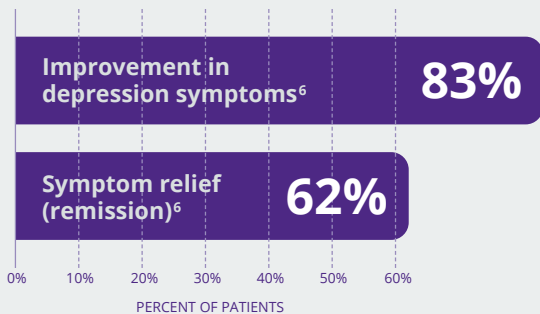
TAP INTO A NEW POSSIBILITY *for depression*

**Depression Isolates.
NeuroStar Connects.**

- **NOT** medicine
- **NOT** shock therapy
- **NOT** invasive
- **IS** safe and effective
- **IS COVERED** by most insurance

A Drug-free Depression Treatment That Works for You

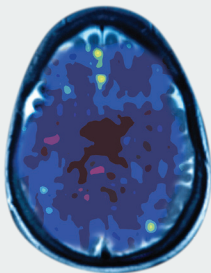
NeuroStar helps life become manageable again.



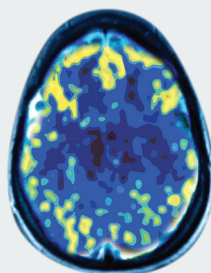
Depression Starts in the Brain

Depression is caused by reduced activity in the areas of the brain thought to regulate mood.^{1,2}

DEPRESSED BRAIN



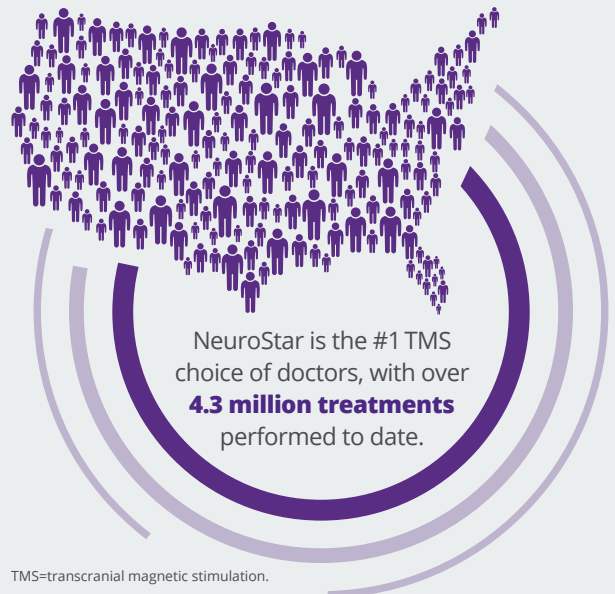
NON-DEPRESSED BRAIN



A PET scan measures vital functions such as blood flow, oxygen use, and blood sugar (glucose) metabolism.

Source: Mark George, MD, Biological Psychiatry Branch Division of Intramural Research Programs, National Institute of Mental Health, 1993.

NeuroStar Is an Advanced Way to Treat Depression



TMS=transcranial magnetic stimulation.

NeuroStar is like physical therapy for the brain. It uses magnetic pulses, similar in strength to MRI, to reignite dormant connections in the brain and give you control of your depression.^{1,2,5}

With NeuroStar, you can live life on your terms.

* MRI=magnetic resonance imaging.

With NeuroStar, All You Have to Do Is Show Up

NeuroStar is a noninvasive, outpatient treatment that takes **as little as 19 minutes** per day.

During each session, a cushioned coil is precisely placed against your head while magnetic pulses deliver the therapy to the correct location that regulates mood in your brain.

You may feel a tapping, tingling, or warming sensation where the coil is positioned. This is temporary and typically subsides with subsequent treatments.³⁻⁵

You will be awake and alert during the treatment and may resume regular activities immediately afterward.⁵

NeuroStar has **0 common systemic side effects**, allowing you to live life to the fullest.³⁻⁵

Completion Is Key

For best results, it's important to complete the full number of treatment sessions prescribed by your doctor.



The most common side effect is pain or discomfort at or near the treatment site. These events are transient; they occur during the TMS treatment course and do not occur for most patients after the first week of treatment. There is a rare risk of seizure associated with the use of TMS therapy (<0.1% per patient).

More Medication Isn't Always the Answer

Studies show that your chance of remission goes down with each new medication you need. In a large study of pharmaceutical treatments for depression, **patients who tried 4 medications had just a 7% rate of remission.**⁷⁻¹⁰

NeuroStar TMS is covered by Medicare and most national insurance carriers.

Real Patient Testimonials



*"I had taken 11 different medications without any relief...**NeuroStar treatment has helped me bring my life back...with a happiness that I've never experienced before.**"*

—TODD

*"When you're depressed... you're always fighting to live...to survive the next day. **NeuroStar made such a difference...all of a sudden I felt empowered, I felt strong, I felt like I wasn't a victim anymore.**"*

—DEBBIE



*"**NeuroStar treatment has changed my life. It's given me life, it's given me joy, it's given me opportunity.**"*

—COLLEEN



NeuroStar Advanced Therapy is indicated for the treatment of major depressive disorder in adult patients who have failed to receive satisfactory improvement from prior antidepressant medication in the current episode.

Individual results may vary. Visit NeuroStar.com for full safety information and answers to FAQs.

The outcomes reported represent the subset of study patients for which the CGI-S data were reported before and after an acute course of NeuroStar TMS. Patients were treated under real-world conditions where they may have been prescribed concomitant depression treatments including medications. "Improvement in depression symptoms" was defined as a CGI-S score ≤ 3 and "symptom relief (remission)" was defined as a CGI-S score ≤ 2 at the end of treatment. CGI-S=Clinical Global Impression-Severity scale.

References:

1. Post A, Keck ME. *J Psychiatr Res.* 2001;35(4):193-215.
2. Liston C, Chen AC, Zebley BD, et al. *Biol Psychiatry.* 2014;76(7):517-526.
3. NeuroStar. Instructions for Use. Neuronetics, Inc.; 2020.
4. Janicak PG, O'Reardon JP, Sampson SM, et al. *J Clin Psychiatry.* 2008;69(2):222-232.
5. O'Reardon JP, Solvason HB, Janicak PG, et al. *Biol Psychiatry.* 2007;62(11):1208-1216.
6. Sackeim HA, Aaronson ST, Carpenter LL, et al. *J Affect Disord.* 2020;277:65-74.
7. Trivedi MH, Rush AJ, Wisniewski SR, et al; STAR*D Study Team. *Am J Psychiatry.* 2006;163(1):28-40.
8. Rush AJ, Trivedi MH, Wisniewski SR, et al. *Am J Psychiatry.* 2006;163(11):1905-1917.
9. Fava M, Rush AJ, Wisniewski SR, et al. *Am J Psychiatry.* 2006;163(7):1161-1172.
10. McGrath PJ, Stewart JW, Fava M, et al. *Am J Psychiatry.* 2006;163(9):1531-1541.